

PENKO Engineering B.V.

Your Partner for Fully Engineered Factory Solutions



How to...
PENKO USB drivers incl Windows 8



PENKO

an ETC Company



PENKO USB driver installation

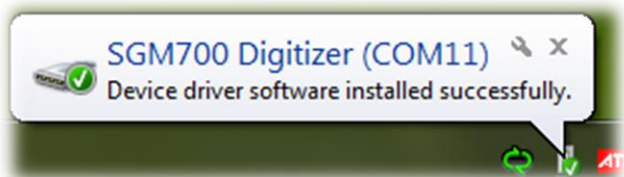
The PENKO FLEX series, 1020 series, SGM700 series, RIO700 series and RIA700 are equipped with a USB connection. In order to connect the device to the computer a driver needs to be installed on the computer.

When using Windows 8 the computer needs to be set in "Disable Driver Signature Enforcement" mode. Explanation can be found elsewhere in this document.

In case the device has not been connected to the computer yet there are two options:

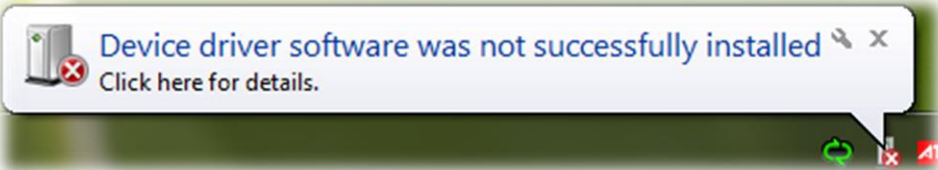
1. Install the latest version of **PENKO Suite**. This will automatically install the drivers for the PENKO FLEX series, 1020 series, SGM700 series, RIO700 series and RIA700. Penko Suite can be downloaded from www.penko.com
2. Install the **PENKO USB Drivers** program. This will install the drivers for the PENKO FLEX series, 1020 series, SGM700 series, RIO700 series and RIA700. This program can be downloaded from www.penko.com

After installation of option 1 or 2 the device can be connected to the computer. Windows will automatically install the device driver.



In case the device is connected without the correct driver installed follow these instructions:

When connecting the device to the computer without the correct driver, a **driver not installed** message will appear:

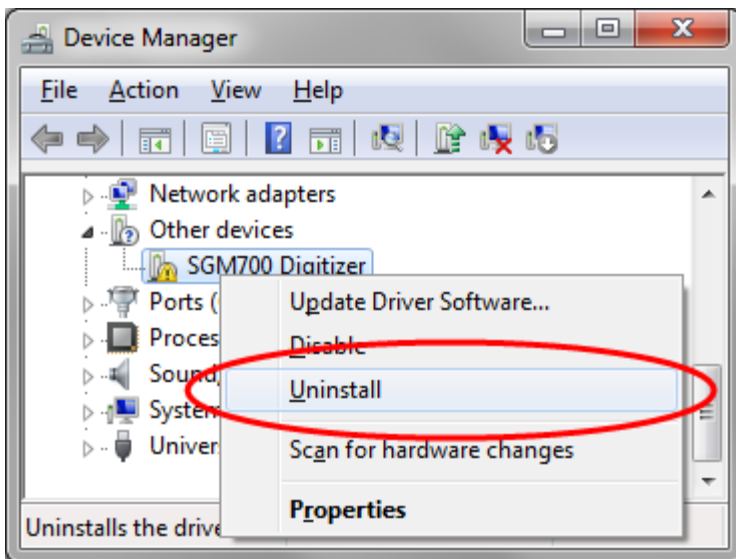


Go to **Control Panel** and choose **Device Manager**

This list contains an unknown device, like FLEX Instrument, or SGM700 Digitizer.



Right click the device and choose **Uninstall**

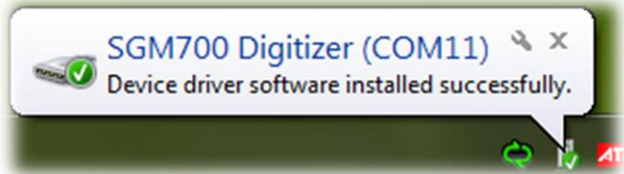


This will remove the device from the list.

Now disconnect the device from the computer.

Install **PENKO Suite** or the **PENKO USB Drivers** program as described under option 1 and 2.

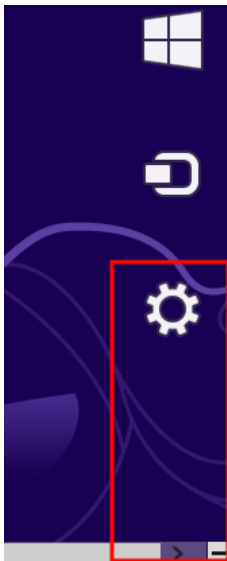
After installation of option 1 or 2 the device can be reconnected to the computer. Windows will automatically install the device driver.



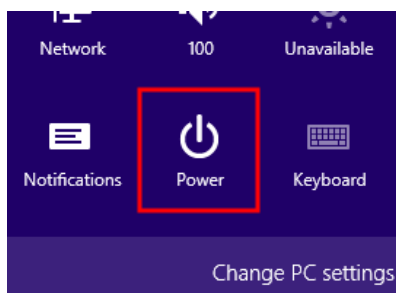
In case of using Windows 8 follow these instructions:

By default Windows 8 does not support unsigned USB drivers. In order to install a PENKO unsigned USB driver a workaround is available. Follow these instructions to start Windows 8 in "Disable Driver Signature Enforcement" mode.

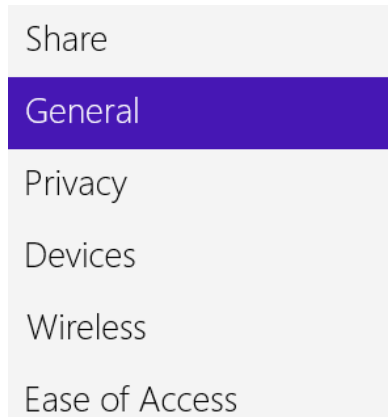
Move the cursor over the top or bottom right corner of the screen and it will show extra options on the right side of the screen (the Charm Bar in Windows 8). Click the **Settings** option.



Click the **Power** option.



Click **General** on the left hand side and then click **Restart now** button on the right.



Remove everything

If you want to recycle your PC or settings.

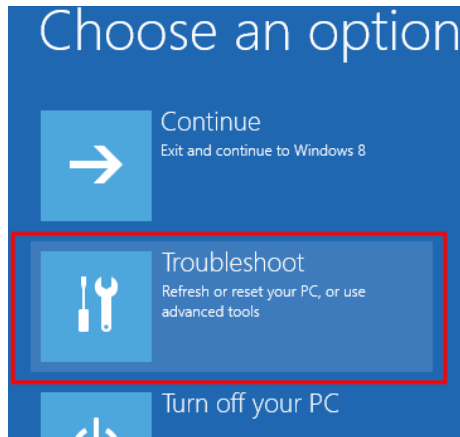
Get started

Advanced startup

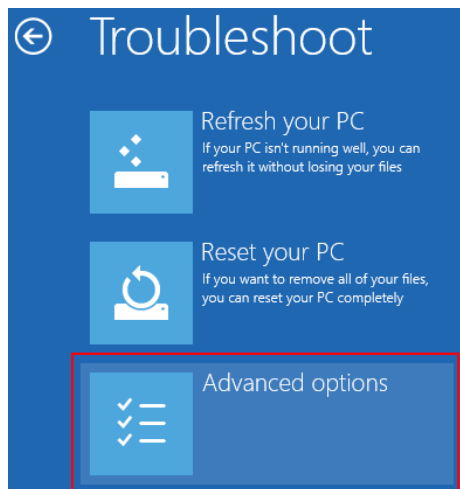
Start up from a device or disc (such as a USB drive), change startup settings, or restore Windows.

Restart now

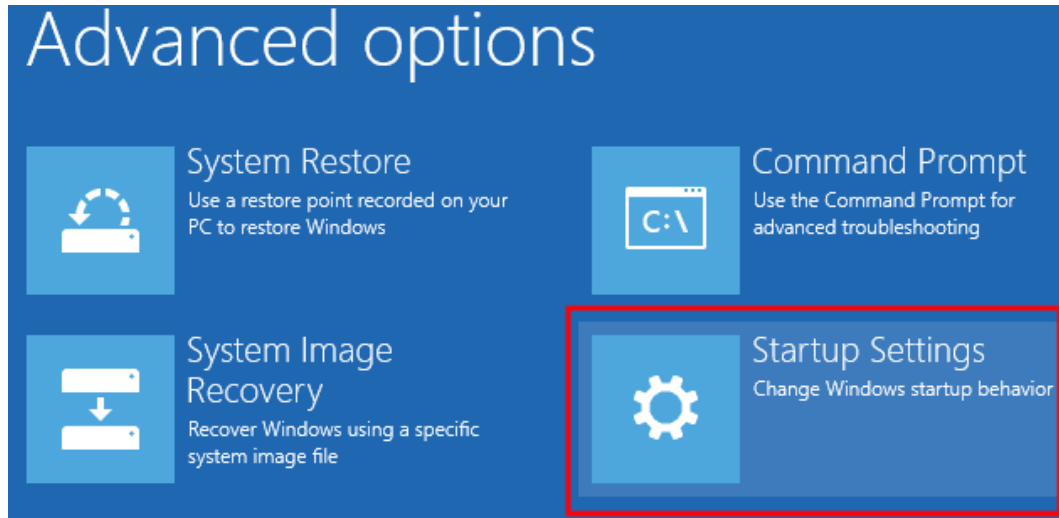
Click the **Troubleshoot** option.



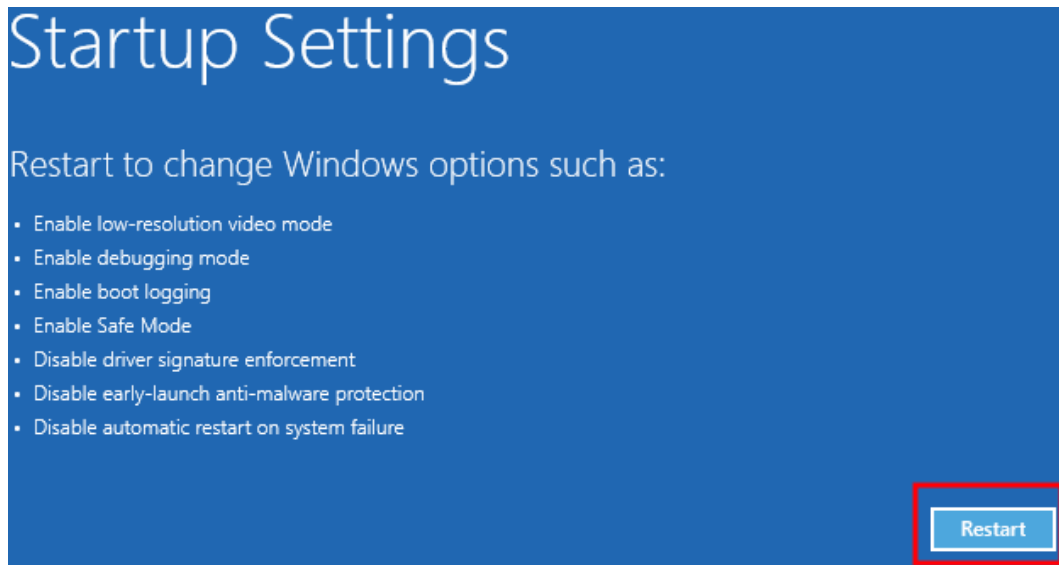
Click **Advanced options**.



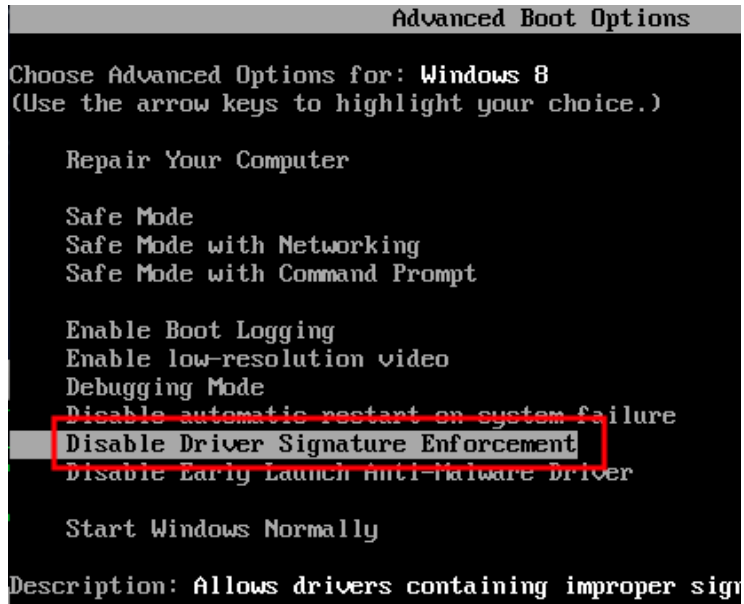
Click **Startup Settings**.



Click the **Restart** button.



Choose the **Disable Driver Signature Enforcement** and hit the **Enter** key to start Windows.



Now it's possible to install the PENKO USB driver. After the driver install, a reboot of the computer should revert back to enabling driver signature enforcement again.



About PENKO

Our design expertise include systems for manufacturing plants, bulk weighing, check weighing, force measuring and process control. For over 35 years, PENKO Engineering B.V. has been at the forefront of development and production of high-accuracy, high-speed weighing systems and our solutions continue to help cut costs, increase ROI and drive profits for some of the largest global brands, such as Cargill, Sara Lee, Heinz, Kraft Foods and Unilever to name but a few.

Whether you are looking for a simple stand-alone weighing system or a high-speed weighing and dosing controller for a complex automated production line, PENKO has a comprehensive range of standard solutions you can rely on.

Certifications

PENKO sets high standards for its products and product performance which are tested, certified and approved by independent expert and government organizations to ensure they meet – and even – exceed metrology industry guidelines. A library of testing certificates is available for reference on:

http://penko.com/nl/publications_certificates.html



PENKO Professional Services

PENKO is committed to ensuring every system is installed, tested, programmed, commissioned and operational to client specifications. Our engineers, at our weighing center in Ede, Netherlands, as well as our distributors around the world, strive to solve most weighing-system issues within the same day. On a monthly basis PENKO offers free training classes to anyone interested in exploring modern, high-speed weighing instruments and solutions. A schedule of training sessions is found on: www.penko.com/training

PENKO Alliances

PENKO's worldwide network: Australia, Belgium, Brazil, China, Denmark, Germany, Egypt, Finland, France, India, Italy, Netherlands, Norway, Poland, Portugal, Slovakia, Spain, Syria, Turkey, United Kingdom, South Africa, Slovakia Sweden and Switzerland, Singapore.

A complete overview you will find on: www.penko.com/dealers

